

Scaled data based on original data using
LM-79-08 Approved Method: Electrical and Photometric Measurements of Solid-
State Lighting Products

Test Report Prepared for
Cooper Lighting Solutions
(formerly Eaton)

Brand: McGRAW-EDISON

Report Number: P386842

Luminaire Tested: **GWC-SA2C-740-U-T2-HSS**

Issue Date: 3/3/2020

Test Information

Test Method: LM-79-08
Report Number: P386842
TEST IS SCALED FROM IESNA LM-79-08 TEST DATA (G2-1903-205-13)
Test Lab: INNOVATION CENTER
Issue Date: 3/3/2020
Manufacturer: COOPER LIGHTING SOLUTIONS (FORMERLY EATON)
Product Line: MCGRAW-EDISON
Catalog Number: GWC-SA2C-740-U-T2-HSS
Description: GALLEON WALL LUMINAIRE
(2) 70 CRI, 4000K, 1050mA LIGHTSQUARES WITH 16 LEDS EACH AND TYPE II OPTICS WITH HOUSE SIDE SHIELD
Light Source: -
Ballast/Driver: ELECTRONIC DRIVER

Summary

Lumens per Lamp: N/A
Luminaire Lumens: 10501 lumens
Efficiency: N/A
Efficacy: 92.9 lumens/watt
Luminous Opening: Rectangular (W 1' x L: 0.5' x H: 0')
IES Classification: Type II - Medium
BUG Rating: B1 - U0 - G2

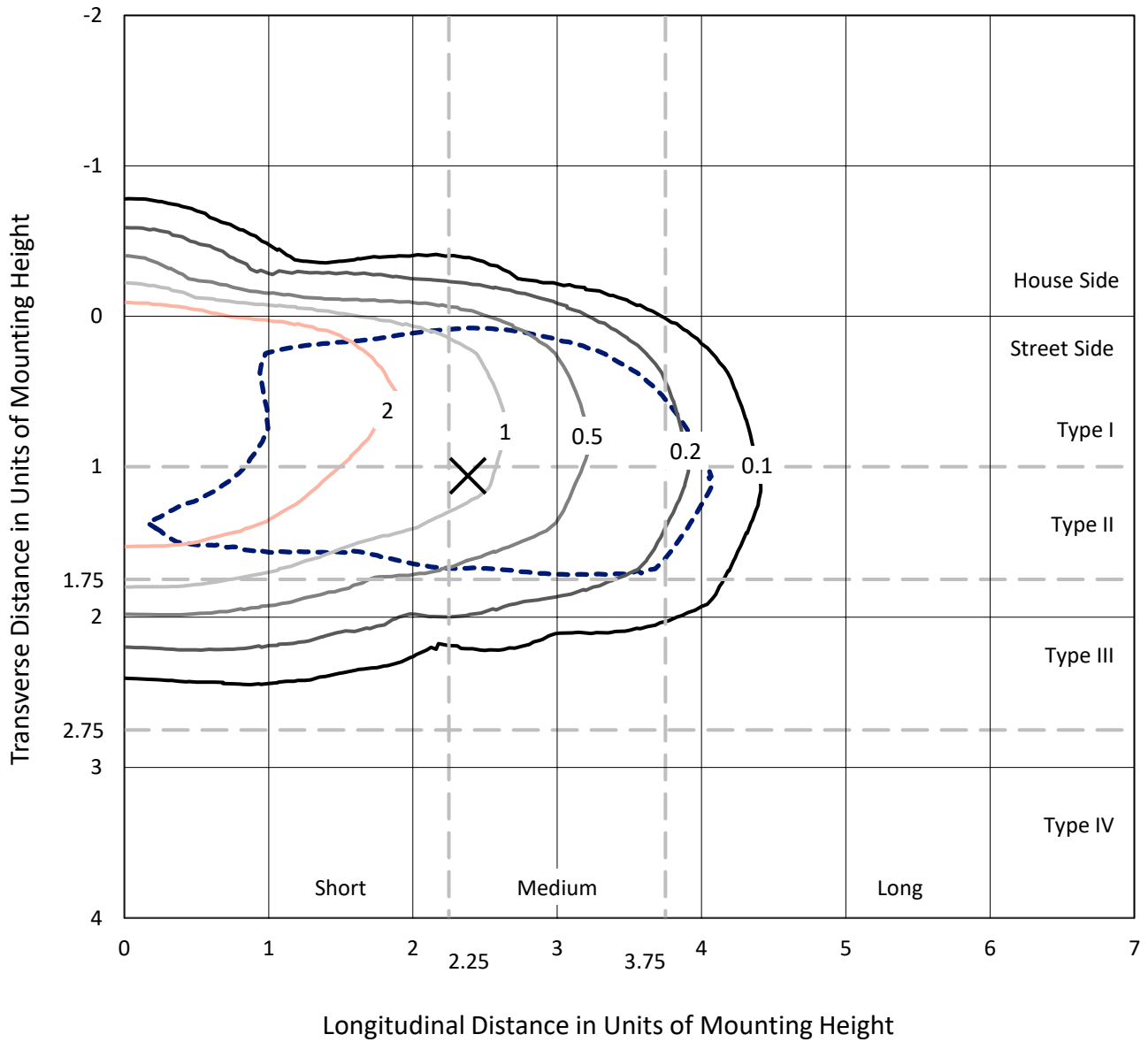
Input Watts (W): 113
Input Voltage (V): NR
Input Current (Ain): NR
Voltage Rise (V): NR
Power Factor: NR
Total Harmonic Distortion (THDi): NR
Frequency (hertz): 60
Stabilization Time: NR
Operation Time: NR
Ambient Temperature (°C): NR
Test Distance: 24 FT



REPORT NUMBER: P386842
 CATALOG NUMBER: GWC-SA2C-740-U-T2-HSS

Iso-Footcandle Lines of Horizontal Illumination

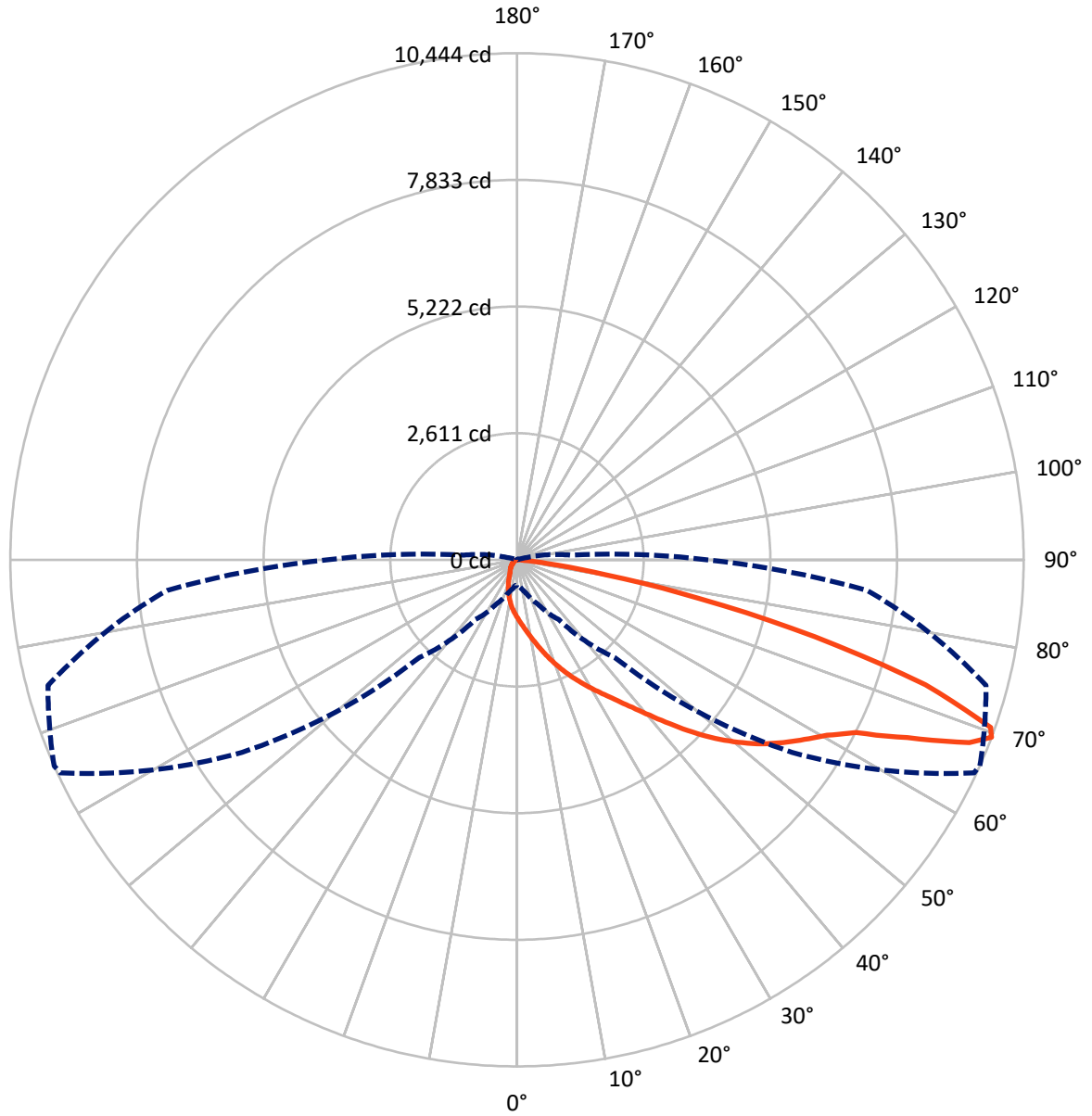
✕ Max cd
 - - - 1/2 Max cd



Based on 20 foot mounting height. Maximum calculated value = 4.9 fc
 Type II - Medium - N/A

REPORT NUMBER: P386842
CATALOG NUMBER: GWC-SA2C-740-U-T2-HSS

Luminous Intensity Polar Plot



— Vertical Plane Through 66-Deg Lateral - - - Horizontal Cone Through 69-Deg Vertical

REPORT NUMBER: P386842

CATALOG NUMBER: GWC-SA2C-740-U-T2-HSS

FLUX DISTRIBUTION:

		Downward	Upward	Total
House Side	Lumens	629.9	0.0	629.9
	% Fixture	6.0	0.0	6.0
Street Side	Lumens	9871.1	0.0	9871.1
	% Fixture	94.0	0.0	94.0
Total	Lumens	10501.0	0.0	10501.0
	% Fixture	100.0	0.0	100.0

ZONAL LUMENS:

Zone	Lumens	% Fixture
0°-10°	115.5	1.1
10°-20°	343.8	3.3
20°-30°	598.7	5.7
30°-40°	1050.4	10.0
40°-50°	1758.2	16.7
50°-60°	2584.4	24.6
60°-70°	2653.5	25.3
70°-80°	1310.0	12.5
80°-90°	86.6	0.8
90°-100°	0.0	0.0
100°-110°	0.0	0.0
110°-120°	0.0	0.0
120°-130°	0.0	0.0
130°-140°	0.0	0.0
140°-150°	0.0	0.0
150°-160°	0.0	0.0
160°-170°	0.0	0.0
170°-180°	0.0	0.0
0°-90°	10501.0	100.0
0°-180°	10501.0	100.0

Coefficient of Utilization



REPORT NUMBER: P386842

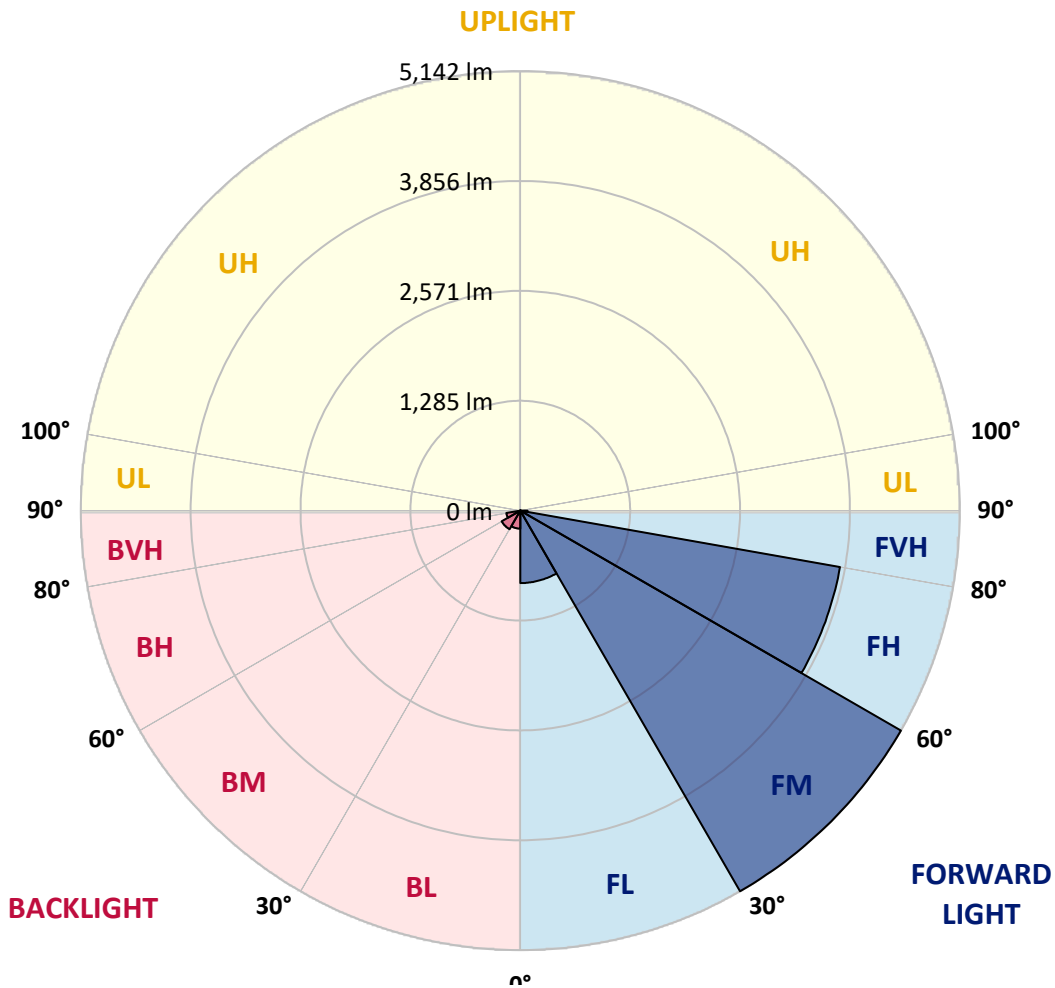
CATALOG NUMBER: GWC-SA2C-740-U-T2-HSS

LUMINAIRE CLASSIFICATION SYSTEM LUMEN TABLE AND BUG RATING:

Zone	Lumens	% Fixture	Zone Rating/Lumen Limit		
			B	U	G
FL (0°-30°)	847.3	8.1			
FM (30°-60°)	5141.8	49.0			
FH (60°-80°)	3797.4	36.2			G2/5000
FVH (80°-90°)	84.5	0.8			G1/100
BL (0°-30°)	210.7	2.0	B1/500		
BM (30°-60°)	251.1	2.4	B1/1000		
BH (60°-80°)	166.0	1.6	B1/500		G1/500
BVH (80°-90°)	2.1	0.0			G0/10
UL (90°-100°)	0.0	0.0		U0/0	
UH (100°-180°)	0.0	0.0		U0/0	

BUG Rating: B1-U0-G2

Type II Medium





REPORT NUMBER: P386842

CATALOG NUMBER: GWC-SA2C-740-U-T2-HSS

CANDELA DISTRIBUTION (FULL):

	0°	5°	15°	25°	35°	45°	55°	65°	66°	75°	85°
0°	1195.0	1195.0	1195.0	1195.0	1195.0	1195.0	1195.0	1195.0	1195.0	1195.0	1195.0
2.5°	1406.5	1400.5	1398.0	1387.1	1368.1	1353.7	1325.7	1293.3	1287.3	1255.9	1217.5
5°	1589.1	1584.1	1580.6	1565.1	1545.7	1509.3	1458.4	1398.0	1386.6	1326.7	1249.9
7.5°	1716.3	1725.2	1725.2	1715.3	1690.8	1663.4	1601.0	1518.7	1504.3	1412.5	1293.3
10°	1790.6	1801.5	1810.0	1818.5	1815.0	1804.0	1745.2	1652.4	1635.0	1513.3	1343.7
12.5°	1797.6	1808.5	1832.5	1867.9	1902.3	1927.2	1890.3	1800.6	1780.6	1630.0	1403.5
15°	1758.7	1770.1	1807.0	1875.9	1959.2	2032.0	2044.0	1964.6	1944.2	1769.1	1478.3
17.5°	1690.8	1698.3	1751.2	1846.4	1977.1	2110.8	2183.1	2140.7	2121.8	1928.2	1561.6
20°	1640.4	1645.9	1692.3	1794.6	1966.1	2160.2	2314.8	2327.7	2307.8	2098.8	1651.9
22.5°	1726.7	1736.7	1738.2	1786.6	1936.2	2184.6	2430.5	2511.8	2496.8	2279.9	1740.7
25°	1962.7	1974.1	1936.2	1906.3	1961.7	2195.6	2529.7	2700.3	2688.4	2474.9	1830.0
27.5°	2274.4	2286.4	2237.5	2148.2	2094.8	2237.0	2618.0	2891.9	2891.4	2681.4	1926.2
30°	2580.6	2592.6	2542.7	2453.4	2330.7	2354.2	2694.3	3092.4	3095.4	2894.3	2028.5
32.5°	2901.8	2916.8	2865.4	2750.7	2622.5	2556.7	2801.6	3293.9	3310.8	3141.2	2143.7
35°	3266.9	3268.9	3196.6	3076.4	2928.8	2827.5	2973.7	3519.8	3560.2	3447.0	2289.8
37.5°	3625.0	3639.5	3580.2	3390.6	3255.0	3140.2	3229.5	3802.1	3859.5	3820.6	2480.9
40°	3890.4	3920.8	3912.3	3707.8	3579.2	3497.4	3547.2	4137.8	4210.6	4255.5	2721.8
42.5°	4057.0	4079.9	4118.8	3995.6	3878.9	3892.4	3922.3	4528.8	4618.6	4751.3	2998.6
45°	4248.0	4259.0	4291.4	4237.0	4158.2	4293.9	4320.3	4969.2	5063.5	5284.4	3305.8
47.5°	4481.4	4507.4	4516.3	4466.5	4430.6	4649.0	4703.9	5369.7	5501.9	5855.5	3631.0
50°	4778.7	4785.7	4801.1	4768.7	4732.8	4954.3	5048.0	5790.2	5910.4	6428.6	3951.7
52.5°	5069.5	5094.4	5148.3	5127.8	5113.4	5214.1	5354.8	6169.3	6303.4	6906.4	4271.9
55°	5153.3	5174.7	5360.8	5487.9	5605.7	5534.3	5648.0	6508.9	6654.1	7333.4	4580.2
57.5°	4818.6	4862.0	5184.2	5515.4	6003.7	6032.1	6051.1	6857.6	6987.7	7660.6	4900.9
60°	3972.7	3981.2	4509.9	5078.0	5937.8	6466.5	6639.6	7232.1	7341.4	7965.3	5284.9
62.5°	2526.8	2613.0	3193.1	3995.1	5241.6	6403.7	7351.3	7798.7	7838.6	8330.9	5835.6
65°	1203.5	1259.4	1677.4	2468.4	3796.6	5599.2	7842.6	8823.7	8841.7	9055.6	6571.3
67.5°	666.4	693.3	892.3	1328.7	2219.5	3959.7	7644.1	10037.7	10054.7	9795.8	7216.7
69°	521.2	544.2	700.8	1001.5	1504.8	2846.0	6917.4	10393.3	10443.7	10007.8	7239.6
70°	442.4	464.9	603.5	845.9	1210.0	2199.1	6157.3	10305.0	10358.4	9987.8	7068.5
72.5°	270.8	283.8	402.0	595.5	811.0	1106.3	3797.1	8715.0	8805.2	9161.9	6075.0
75°	182.5	189.5	251.4	411.0	580.1	569.6	1972.6	6142.8	6338.3	7126.9	4486.9
77.5°	130.7	137.2	168.6	265.8	406.5	376.1	893.3	3817.6	3859.5	4274.4	2447.0
80°	74.3	80.3	119.2	158.1	275.8	250.9	355.1	1823.5	1844.4	1833.0	817.0
82.5°	38.9	43.9	65.3	104.2	177.1	164.1	147.6	610.5	613.5	510.2	179.1
85°	7.5	9.0	32.4	71.3	91.3	71.3	60.4	143.1	146.1	129.2	44.4
87.5°	0.0	0.5	13.0	16.0	18.0	18.5	19.5	27.9	29.9	40.4	12.0
90°	0.0	0.0	0.0	0.0	0.0	0.0	0.0	0.0	0.0	0.0	0.0



REPORT NUMBER: P386842
 CATALOG NUMBER: GWC-SA2C-740-U-T2-HSS

CANDELA DISTRIBUTION (continued):

	90°	95°	105°	115°	125°	135°	145°	155°	165°	175°	180°
0°	1195.0	1195.0	1195.0	1195.0	1195.0	1195.0	1195.0	1195.0	1195.0	1195.0	1195.0
2.5°	1200.5	1182.6	1148.2	1108.3	1077.3	1046.9	1023.0	998.0	989.1	984.6	984.1
5°	1212.5	1174.6	1101.8	1027.0	965.6	907.8	866.4	827.0	808.5	800.0	796.5
7.5°	1232.5	1171.6	1054.4	940.2	851.9	779.6	722.2	679.3	657.9	648.9	645.4
10°	1255.9	1167.6	999.0	848.4	735.7	660.9	604.0	561.6	538.2	528.2	523.2
12.5°	1283.3	1160.6	935.2	755.6	636.4	561.6	492.8	440.4	413.5	402.0	396.5
15°	1317.2	1153.6	868.4	668.3	549.1	457.9	382.6	347.1	341.7	339.7	340.2
17.5°	1350.7	1142.7	795.5	582.1	457.4	357.6	319.2	317.2	318.2	318.2	318.2
20°	1380.6	1117.7	716.2	508.2	370.1	301.8	293.8	290.3	287.8	285.8	283.3
22.5°	1404.0	1084.3	639.9	434.9	302.3	276.3	263.8	252.9	243.9	237.9	234.9
25°	1420.0	1039.9	570.1	364.6	271.8	251.4	228.9	210.5	196.5	188.0	184.5
27.5°	1432.0	992.0	507.7	305.2	250.9	222.5	193.0	171.1	156.6	149.1	146.1
30°	1440.4	937.7	452.9	268.3	227.4	192.0	160.6	139.2	128.7	124.7	122.7
32.5°	1448.4	877.3	401.0	250.9	205.5	164.1	134.7	118.2	111.7	106.7	105.2
35°	1468.4	821.5	351.6	232.4	183.0	140.2	115.7	103.7	97.3	94.3	93.3
37.5°	1515.8	780.1	304.2	213.5	160.6	121.2	101.2	92.8	86.8	83.8	82.8
40°	1592.1	759.1	264.3	193.0	138.7	106.7	91.8	83.8	77.3	72.8	71.8
42.5°	1704.3	762.1	236.4	172.6	121.2	95.3	82.8	73.3	66.3	62.3	61.3
45°	1840.5	784.1	217.0	152.6	106.7	86.3	72.8	62.8	56.4	52.9	51.9
47.5°	1988.1	819.5	201.0	134.7	95.3	77.8	62.8	52.4	46.9	43.9	43.4
50°	2143.7	853.9	184.5	117.2	85.3	69.3	52.9	43.4	38.9	36.4	35.4
52.5°	2301.3	893.8	169.6	101.2	76.8	59.4	43.9	35.4	31.9	29.9	28.9
55°	2470.9	923.7	155.1	88.8	68.3	50.4	36.4	29.4	26.4	23.9	23.4
57.5°	2670.4	970.1	140.2	76.8	58.4	41.9	29.9	23.4	20.9	18.5	18.0
60°	2939.7	1024.5	124.2	67.8	47.9	34.4	24.4	19.0	16.0	14.0	13.5
62.5°	3294.9	1084.8	104.2	59.4	38.9	27.9	19.5	15.0	11.5	9.0	9.0
65°	3745.2	1183.1	85.3	49.9	31.9	22.9	15.0	11.0	6.5	4.0	4.0
67.5°	4008.1	1200.0	68.8	40.9	25.9	19.5	12.5	7.5	2.0	0.5	0.0
69°	3923.8	1101.8	58.4	34.9	22.4	18.5	11.5	5.5	1.0	0.0	0.0
70°	3765.2	1007.5	51.4	30.9	20.4	17.5	11.0	4.0	1.0	0.0	0.0
72.5°	3111.3	717.2	38.9	22.9	15.0	15.5	10.0	2.5	1.0	0.0	0.0
75°	2266.4	435.9	27.9	16.0	9.5	11.5	7.0	1.0	0.5	0.0	0.0
77.5°	1260.9	205.5	17.5	9.0	6.0	7.0	3.5	0.0	0.0	0.0	0.0
80°	409.5	55.9	8.0	5.0	3.5	4.0	1.5	0.0	0.0	0.0	0.0
82.5°	75.8	16.0	4.5	2.5	1.0	1.0	0.0	0.0	0.0	0.0	0.0
85°	16.5	6.5	2.5	1.0	0.0	0.0	0.0	0.0	0.0	0.0	0.0
87.5°	5.5	2.0	0.5	0.0	0.0	0.0	0.0	0.0	0.0	0.0	0.0
90°	0.0	0.0	0.0	0.0	0.0	0.0	0.0	0.0	0.0	0.0	0.0

Signify Classified - Internal
Cooper Lighting Solutions Photometric Lab
1121 Highway 74 South
Peachtree City, GA 30269

Scaled Data Report



Report Generated By 670245982

Signify Classified - Internal
Cooper Lighting Solutions Photometric Lab
1121 Highway 74 South
Peachtree City, GA 30269

Scaled Data Report



Signify Classified - Internal
Cooper Lighting Solutions Photometric Lab
1121 Highway 74 South
Peachtree City, GA 30269

Scaled Data Report



Signify Classified - Internal
Cooper Lighting Solutions Photometric Lab
1121 Highway 74 South
Peachtree City, GA 30269

Scaled Data Report





--- HS — SS

Signify Classified - Internal
Cooper Lighting Solutions Photometric Lab
1121 Highway 74 South
Peachtree City, GA 30269

Scaled Data Report



u

Signify Classified - Internal
Cooper Lighting Solutions Photometric Lab
1121 Highway 74 South
Peachtree City, GA 30269

Scaled Data Report



Signify Classified - Internal
Cooper Lighting Solutions Photometric Lab
1121 Highway 74 South
Peachtree City, GA 30269

Scaled Data Report



(END OF REPORT)